


REFERENCIA	Base (B)		Altura (A)		Espesor (E) mm	Peso Kg/m
	Milímetros	Pulgadas	Milímetros	Pulgadas		
1004	101.60	4	44.40	1 3/4	2.40	1.341
1240	76.20	3	38.10	1 1/2	2.40	0.830
1769	76.20	3	38.10	1.50	1.55	0.691
1773	76.20	3	25.40	1	1.55	0.560




Escala: 1:1

Medida: milímetros



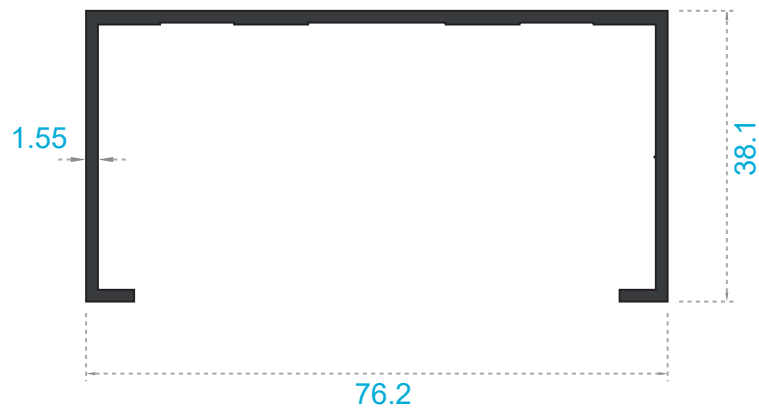
Referencia	Peso
1004	1.341Kg/m.




Referencia	Peso
1240	0.830Kg/m.



Escala: 1:1
Medida: milímetros



Referencia	Peso
1769	0.691Kg/m.



Referencia	Peso
1773	0.560Kg/m.