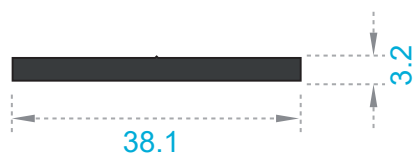


REFERENCIA	Lado (B)		Espesor (E)	Peso
	Milímetros	Pulgadas	mm	Kg/m
1002	38.10	1 1/2	3.20	0.331
*1267	25.40	1	2.40	0.142
1423	70.00	2 3/4	1.20	0.228
1767	25.40	1	2.90	0.199
1982	37.70	1 31/64	2.40	0.245

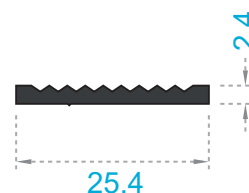


Escala: 1:1

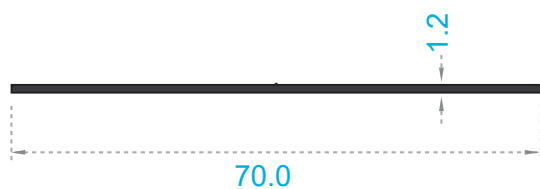
Medida: milímetros



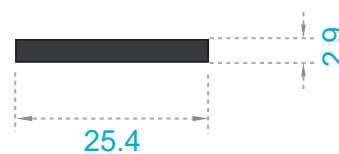
Referencia	Peso
1002	0.331Kg/m.



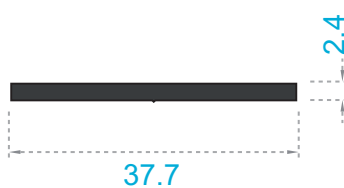
Referencia	Peso
1267	0.142Kg/m.



Referencia	Peso
1423	0.228Kg/m.



Referencia	Peso
1767	0.199Kg/m.



Referencia	Peso
1982	0.245Kg/m.